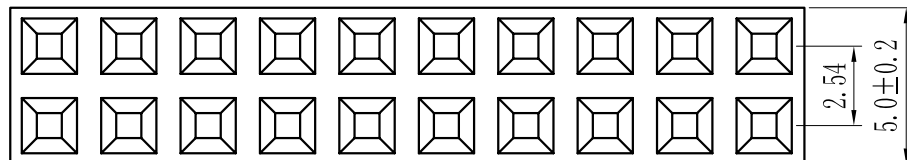


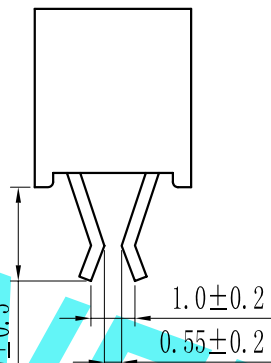
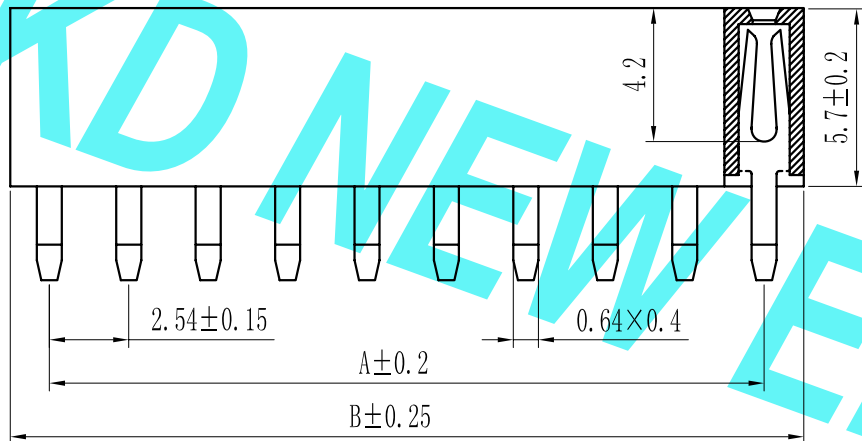
ROHS

For reference only

Pin数	尺寸A	尺寸B
2x2	2.54	5.58
2x3	5.08	8.12
2x4	7.62	10.66
2x5	10.16	13.20
2x6	12.70	15.74
2x7	15.24	18.28
2x8	17.78	20.82
2x9	20.32	23.36
2x10	22.86	25.90
2x11	25.40	28.44
2x12	27.94	30.98
2x13	30.48	33.52
2x14	33.02	36.06
2x15	35.56	38.60
2x16	38.10	41.14
2x17	40.64	43.68
2x18	43.18	46.22
2x19	45.72	48.76
2x20	48.26	51.30
2x21	50.80	53.84
2x22	53.34	56.38
2x23	55.88	58.92
2x24	58.42	61.46
2x25	60.96	64.00
2x26	63.50	66.54
2x27	66.04	69.08
2x28	68.58	71.62
2x29	71.12	74.16
2x30	73.66	76.70
2x31	76.20	79.24
2x32	78.74	81.78
2x33	81.28	84.32
2x34	83.82	86.86
2x35	86.36	89.40
2x36	88.90	91.94
2x37	91.44	94.48
2x38	93.98	97.02
2x39	96.52	99.56
2x40	99.06	102.10

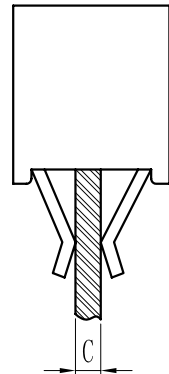
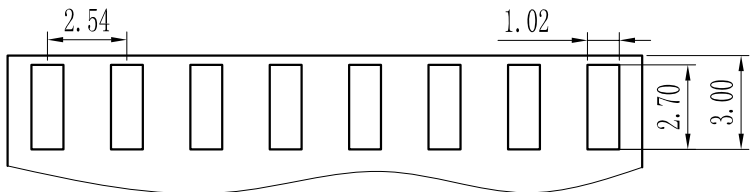


PCB
1.0
1.2
1.4
1.6



Specification:
 Current Rating : 3AMP
 Temperature Range : -40°Cto+105°C
 Contact Resistance : 20mΩ Max
 Insulation Resistance : 1000MΩ Min
 Withstanding Voltage : AC 1000V
 Material:
 Insulator : Polyester (UL94V-0)
 Standard:PA6T/LCP
 Contact: Brass
 Plating : Au or Sn Over 50u" Ni

PCB LAYOUT



F 25 0L XXX X X -XX -X -XXX
 ① ② ③ ④ ⑤

① Series No: P=Pin Header F=Female Header B=Box Header E=Ejector Header	② Pitch: 08=0.80 10=1.00 12=1.27 20=2.00 25=2.54 39=3.96 50=5.08	③ Tail&Mounting Style: 90=Right Angle DIP Type 9S=Straight SMT Type 0D=Straight DIP Type 0S=Horizontal SMT Type 0L=Clip Type	④ No. of Pins: Single Row Double Row 101=1*1Pin 201=2*1Pin 102=1*2Pin 202=2*2Pin ! ! ! 140=1*40pin 240=2*40pin	⑤ Insulator Color: A:Black B:Brom C:Red D:Orange E:Yellow F:Green G:Blue H:Violet J:Gray K:White P:Light Blue
⑥ Material Type: A=PBT B=PA46 C=PA6T D=PA9T E=LCP	⑦ Plating Type: 0#-Sn-Au 1#-Ni 2#-Sn 3#-Matte-Tin 5#-Au 0A-Sn-Au 1u" 0F-Sn-Au 10u" 5A-Au 1u" 0B-Sn-Au 2u" 0G-Sn-Au 15u" 5B-Au 2u" 0C-Sn-Au 3u" 0H-Sn-Au 30u" 5C-Au 3u" 0D-Sn-Au 4u" 0I-Sn-Au 40u" ! 0E-Sn-Au 5u" 0J-Sn-Au 50u" 5J-Au 50u"	⑧ RoHS Request: 0:No Request 1:RoHS 2:HF(Halogen Free)	⑨ Customer Code	

REV.	REVISION RECORD	DATE	UNIT: MM	GENERAL TOLERANCES		SCALE: 1:1	NAME	DATE
				LINEAR	ANGLES			
				0.00 ± 0.15	X° REF ± 6°			
				0.00 ± 0.08	X° X' ± 2°			

东莞市康导新能源科技有限公司
 DONGGUANG KD NEW ENERGY TECHNOLOGY CO., LTD.
 Web: www.dgconne.com Tel: 0769-85337633
 Email: 2850175986@qq.com Fax: 0769-85392827

PART. NO:	KDFH-0127
DWG. NO:	ENDE1127
REV:	AO
SHEET:	1/1