ROHS

For reference only

| Pin数 | 尺寸A | 尺寸B |
|---|---|---|
| 2×1 | - | 2.0 |
| 2×2 | 2.0 | 4.0 |
| 2×3 | 4.0 | 6.0 |
| 2×4 | 6.0 | 8.0 |
| 2×5 | 8.0 | 10.0 |
| 2×6 | 10.0 | 12.0 |
| 2×7 | 12.0 | 14.0 |
| 2×8 | 14.0 | 16.0 |
| 2×9 | 16.0 | 18.0 |
| 2×10 | 18.0 | 20.0 |
| 2×11 | 20.0 | 22.0 |
| 2×12 | 22.0 | 24.0 |
| 2×13 | 24.0 | 26.0 |
| 2×14 | 26.0 | 28.0 |
| 2×15 | 28.0 | 30.0 |
| 2×16 | 30.0 | 32.0 |
| 2×17 | 32.0 | 34.0 |
| 2×18 | 34.0 | 36.0 |
| 2×19 | 36.0 | 38.0 |
| 2×20 | 38.0 | 40.0 |
| 2×21 | 40.0 | 42.0 |
| 2×22 | 42.0 | 44.0 |
| 2×23 | 44.0 | 46.0 |
| 2×24 | 46.0 | 48.0 |
| 2×25 | 48.0 | 50.0 |
| 2×26 | 50.0 | 52.0 |
| 2×27 | 52.0 | 54.0 |
| 2×28 | 54.0 | 56.0 |
| 2×29 | 56.0 | 58.0 |
| 2×30 | 58.0 | 60.0 |
| 2×31 | 60.0 | 62.0 |
| 2×32 | 62.0 | 64.0 |
| 2×33 | 64.0 | 66.0 |
| 2×34 | 66.0 | 68.0 |
| 2×35 | 68.0 | 70.0 |
| 2×36 | 70.0 | 72.0 |
| 2×37 | 72.0 | 74.0 |
| 2×38 | 74.0 | 76.0 |
| 2×39 | 76.0 | 78.0 |
| 2×40 | 78.0 | 80.0 |
| 2×41 | 80.0 | 82.0 |
| 2×42 | 82.0 | 84.0 |
| 2×43 | 84.0 | 86.0 |
| 2×44 | 86.0 | 88.0 |
| 2×45 | 88.0 | 90.0 |
| 2×46 | 90.0 | 92.0 |
| 2×47 | 92.0 | 94.0 |
| 2×48 | 94.0 | 96.0 |
| 2×49 | 96.0 | 98.0 |
| 2×50 | 98.0 | 100.0 |
| 2×51 | 100.0 | 102.0 |
| 2×52 | 102.0 | 104.0 |

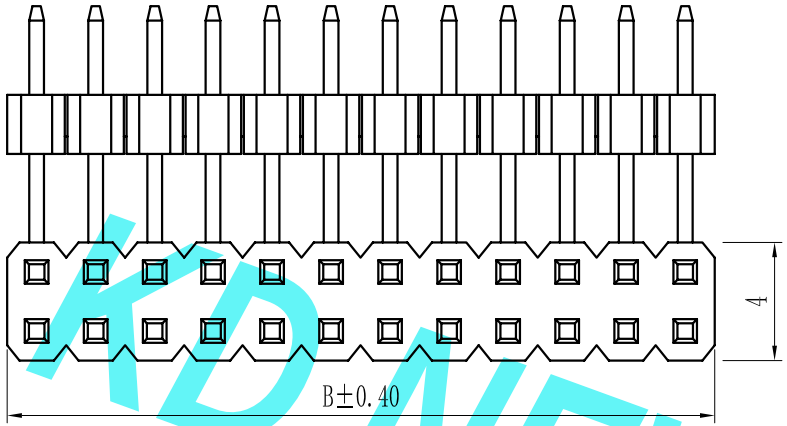


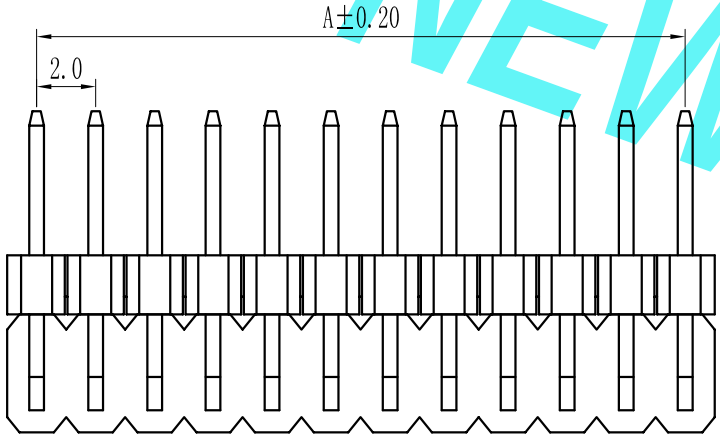


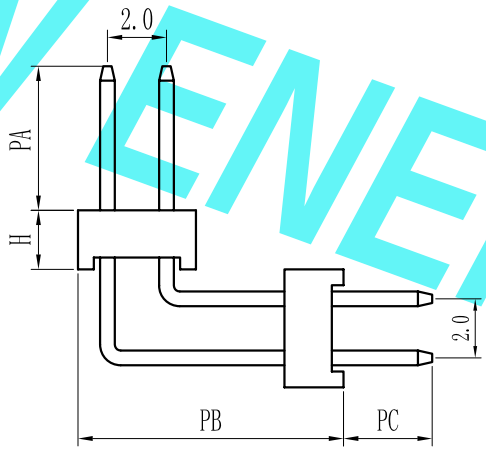


PCB LAYOUT




Specification:
Current Rating : 1.5AMP
Temperature Range : -40℃to+105℃
Contact Resistance : 20mΩ Max
Insulation Resistance : 1000MΩ Min
Withstanding Voltage : AC 500V
Material:
Insulator : Polyester (UL94V-0)
Standard:PBT/PA6T/LCP
Contact: Brass
Plating : Au or Sn Over 50u" Ni

| Height |
|---|
| H=1.0mm、1.5mm、2.0mm、3.0mm |

P 20 9D-XXX X X-XX-X-XXX
① ② ③ ④ ⑤ ⑥ ⑦ ⑧ ⑨

① Series No:
P=Pin Header
F=Female Header
B=Box Header
E=Ejector Header

② Pitch:
08=0.80
10=1.00
12=1.27
20=2.00
25=2.54
39=3.96
50=5.08

③ Tail&Mounting Style:
9D=Right Angle DIP Type
9S=Straight SMT Type
0D=Straight DIP Type
0S=Horizontal SMT Type

④ No. of Pins:
Single Row: 101=1*1Pin, 102=1*2Pin ⋮ 140=1*40pin
Double Row: 201=2*1Pin, 202=2*2Pin ⋮ 240=2*40pin

⑤ Insulator Color:
A:Black B:Brown C:Red
D:Orange E:Yellow F:Green
G:Blue H:Violet J:Gray
K:White P:Light Blue

⑥ Material Type:
A-PBT
B-PA46
C-PA6T
D-PA9T
E-LCP

⑦ Plating Type:
0*-Sn-Au 1*-Ni 2*-Sn 3*-Matte-Tin 5*-Au
0A-Sn-Au 1u" 0F-Sn-Au 10u" 5A-Au 1u"
0B-Sn-Au 2u" 0G-Sn-Au 15u" 5B-Au 2u"
0C-Sn-Au 3u" 0H-Sn-Au 30u" 5C-Au 3u"
0D-Sn-Au 4u" 0I-Sn-Au 40u" ⋮
0E-Sn-Au 5u" 0J-Sn-Au 50u" 5J-Au 50u"

⑧ RoHS Request:
0:No Request
1:RoHS
2:HF(Halogen Free)

⑨ Customer Code

| REV. | REVISION RECORD | DATE |
|---|---|---|
| | | |
| | | |
| | | |
| | | |

UNIT: MM
SIZE: A4

| GENERAL TOLERANCES | |
|---|---|
| LINEAR | ANGLES |
| 0.0±0.25 | X° REF±6° |
| 0.00±0.15 | X° ±3° |
| 0.000±0.08 | X° X'±2° |

| SCALE: 1:1 | NAME | DATE |
|---|---|---|
| APPROVED | | |
| DESIGNER | | |
| DRAWN | | |


东莞市康导新能源科技有限公司
DONGGUANG KD NEW ENERGY TECHNOLOGY CO.,LTD.
Web: www.dgconne.com Tel: 0769-85337633
Email: 2850175986@qq.com Fax: 0769-85392827


TITLE:
Pitch2.00mm Pin Header,Dual Plastic,
Dual Row,Right Angle Type

PART. NO: KDPH-0061
DWG. NO: ENDE0061
REV: A0
SHEET: 1/1

KD NEW ENERGY