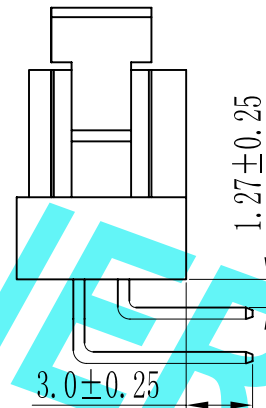
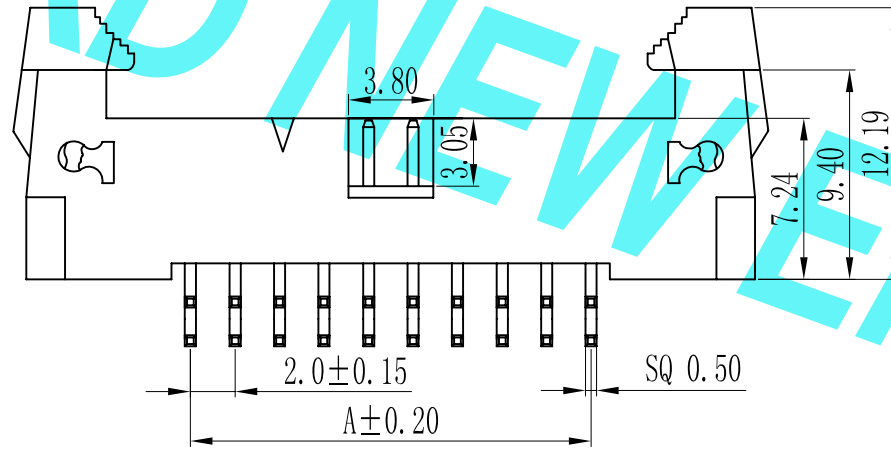
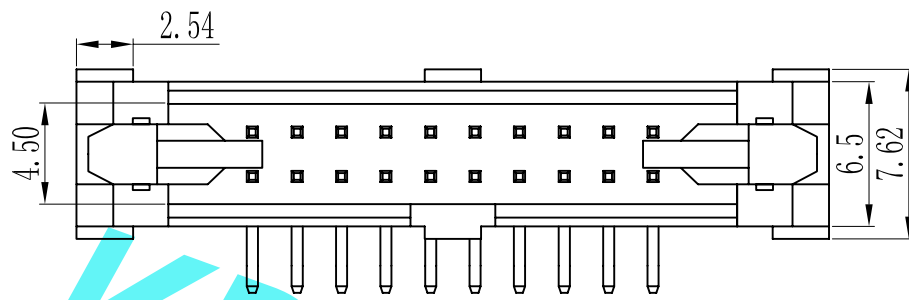


ROHS

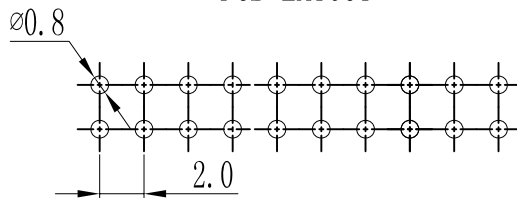
For reference only

Pin数	尺寸A
2×6	10.00
2×8	14.00
2×10	18.00
2×12	22.00
2×14	26.00
2×16	30.00
2×18	34.00
2×20	38.00
2×22	42.00
2×24	46.00
2×26	50.00
2×28	54.00
2×30	58.00
2×32	62.00
2×34	66.00
2×36	70.00
2×38	74.00
2×40	78.00
2×42	82.00
2×44	86.00
2×46	90.00
2×48	94.00
2×50	98.00
2×52	102.00
2×54	106.00
2×56	110.00
2×58	114.00
2×60	118.00



Specification:  
 Current Rating : 1.5AMP  
 Temperature Range : -40°Cto+105°C  
 Contact Resistance : 20mΩ Max  
 Insulation Resistance : 1000MΩ Min  
 Withstanding Voltage : AC 500V  
 Material:  
 Insulator : Polyester (UL94V-0)  
 Standard:PBT/PA6T/LCP  
 Contact: Brass  
 Plating : Au or Sn Over 50u" Ni

PCB LAYOUT



E 20 9D-XXX X X-XX-X-XXX

① Series No: P=Pin Header F=Female Header B=Box Header E=Ejector Header	② Pitch: 08=0.80 10=1.00 12=1.27 20=2.00 25=2.54 39=3.96 50=5.08	③ Tail&Mounting Style: 9D=Right Angle DIP Type 9S=Straight SMT Type 0D=Straight DIP Type 0S=horizontal SMT Type	④ No. of Pins: Single Row Double Row 101=1*1Pin 201=2*1Pin 102=1*2Pin 202=2*2Pin ! ! ! ! 140=1*40pin 240=2*40pin	⑤ Insulator Color: A:Black B:Brom C:Red D:Orange E:Yellow F:Green G:Blue H:Violet J:Gray K:White P:Light Blue
⑥ Material Type: A=PBT B=PA46 C=PA6T D=PA9T E=LCP	⑦ Plating Type: 0*-Sn-Au 1*-Ni 2*-Sn 3*-Matte-Tin 5*-Au 0A-Sn-Au 1u" 0F-Sn-Au 10u" 5A-Au 1u" 0B-Sn-Au 2u" 0C-Sn-Au 15u" 5B-Au 2u" 0C-Sn-Au 3u" 0H-Sn-Au 30u" 5C-Au 3u" 0D-Sn-Au 4u" 0I-Sn-Au 40u" ! 0E-Sn-Au 5u" 0J-Sn-Au 50u" 5J-Au 50u"	⑧ RoHS Request: 0:No Request 1:RoHS 2:HF (Halogen Free)	⑨ Customer Code	

REV.	REVISION RECORD	DATE	UNIT: MM	GENERAL TOLERANCES		SCALE: 1:1	NAME	DATE
				LINEAR	ANGLES			
				0.00±0.15	X° REF±6°	APPROVED		
				0.00±0.08	X° X'±2°	DESIGNER		
						DRAWN		

**东莞市康导新能源科技有限公司**  
 DONGGUANG KD NEW ENERGY TECHNOLOGY CO., LTD.  
 Web: www.dgconne.com Tel: 0769-85337633  
 Email: 2850175986@qq.com Fax: 0769-85392827

PART. NO:	KDEH-0014	
DWG. NO:	ENDE3014	
REV:	AO	SHEET: 1/1